

# Which Cub is right for you?

FIND OUT WHICH CUB WORKS BEST FOR YOU AND  
START YOUR ADVENTURE TODAY...



100% AUSTRALIAN MADE



5 YEAR CANVAS WARRANTY

#### Discover the Cub Campers difference:

We don't cut any corners in providing quality camper trailers to adventurers who won't settle for anything less than the best.



# THE CUB AND D&E OUTDOORS DIFFERENCE



## CUB CAMPERS

**Over 50 Years of Experience.** The camper trailer market has seen many manufacturers come and go over the years, but the Cub name has held strong. Originally starting as a box trailer business in 1968, Cub has been in the camper trailer business for over 50 years, making us the longest running Australian-made camper trailer manufacturer in the country. In that time, we have gained the knowledge and experience to build our trailers to suit the harshest conditions the outback can throw at them.

**Ezy-Going Holidays.** Developed by Cub founder Roger Fagan in 1998, the Ezy-Wind system is what really sets our campers apart when it comes to easy set up. With the help of this innovative technology, your Cub will be up in a few short minutes and is simple enough for one person to set up on their own, whether they're eight or eighty years old. All Cub Campers come standard with a silent winch so there's no need to worry about waking up your neighbours on those early morning starts.

**Loads of standard inclusions for an even better ride and more comfort.** Want to read in bed, and keep your phone charged? Bedside lights and USB outlets are standard on the Brumby, Escape, Longreach, Frontier and Drifter II.

## D&E OUTDOORS

Our central location puts us in close proximity to hills, rivers, lakes, snow and surf – an adventurers paradise.

We are home of JB Caravans, Scott Jet Boats, Polaris Utility Vehicles and Honda Marine.

We've also made floor lighting standard across the Cub range and included the flick-mix tap and 12V pump in every Cub kitchen, which are just some of the many comfort features to make your camping experience even better. Cub's touring model, the Weekender, features AL-KO 4 leaf shackle spring suspension as standard – perfect for light off-road travel - while the Explorer and Brumby are built for off-road explorations capable of taking on tough dirt roads and heavy corrugations. For the more adventurous campers, independent suspension is standard on the Brumby, Escape, Longreach, Frontier and Drifter II models, allowing you to tackle the toughest terrain your vehicle can handle.

**Accessory packs – upgrade and save.** We've bundled together some of the most popular optional extras into several different accessory packs to allow you to customise your trailer to your tastes. The accessory packs are designed to give you maximum flexibility – and to help you save money at the same time. Into serious off-roading? Add the adventure pack to one of our off-road camper trailers. Need more power? Add a power pack. Our wide variety of packs and optional extras allows you to customise any Cub Camper to your needs. For those looking to conquer the most intense off-road conditions NZ has to offer, Cub's off-road range of campers can be made even tougher with the Xtreme Off Road Packs.

We also offer extensive service and repair options for motorhomes, caravans, boats and more – if you want to get wet, get dirty or go anywhere talk to us today!

## WEEKENDER PERFECT SMALL CAR COMPANION

The perfect small car companion! This is one of our most popular models. The camper is so light it can be towed by most small and medium-sized cars and set-up is a breeze.

View on pages 4-5



## EXPLORER OFF ROADER TO SUIT YOUR BUDGET

Affordable Aussie-made off-roader. You can be budget conscious AND buy Australian made! If you have been looking for an Australian-made off-road camper that suits your budget, the Explorer could be it.

View on pages 6-7



## BRUMBY ICONIC OFF ROAD CAMPER TRAILER

The iconic camper for off-road. With a rugged construction and compact body, it can go places others can't.

View on pages 8-9



## ESCAPE SPACIOUS OFF ROADER

Spacious off-roader with all the essentials. Ideal for families or couples who want that extra bit of space.

View on pages 10-11



## LONGREACH LE THE ULTIMATE FAMILY OFF ROADER

The Longreach has everything the adventurous family needs for an unforgettable holiday – and more.

View on pages 12-13



## SCOUT LIGHTWEIGHT OFF ROADER

The Cub Scout is one of the lightest forward fold camper trailers on the market and the perfect camper for those looking to get a forward fold off-roader with all the essentials.

View on pages 14-15



## FRONTIER FORWARD FOLD CAMPER TRAILER

Australian made forward fold camper trailer. Perfect for those who love adventure, but with a bit of extra comfort!

View on pages 16-17



## DRIFTER II DOUBLE FOLD CAMPER TRAILER


The first Australian made double fold camper – a new generation of family camper trailers!

View on pages 18-19





# WEEKENDER



- Closed Body Length:** 3.73m
- Open Body Length:** 5.96m
- Closed Height:** 1.4m
- Body Width:** 1.7m
- Tare:** 600kg
- Tow Ball:** 60kg
- Berth, beds/total:** up to 2 people



## KEY FEATURES

- 5 year canvas warranty
- 4 year suspension & chassis warranty
- 4-leaf shackle spring suspension for light off-road use
- 15" steel wheels
- Light to tow
- Higher carrying capacity – you can take more of what you need with you
- Quick & easy to set up (The Ezy-wind silent winch comes as standard)
- Under-bed Storage
- Extended Ezy Awning

## STANDARD INCLUSIONS

- 10" Electric Brakes
- 12V Pump
- External 240V Inlet
- External 240V Outlet
- Fridge Box Explorer/Traveller (Suits 47 Litre Evakool)
- Internal 240V Power Point x 2
- LED Strip Lights (Merit Plug) 1.2 Metre
- Mains Pressure on Kitchen
- Mix Tap
- Projecta IDC25 (12V) Battery Charger
- Shock Absorbers (Set)
- Smev Sink & Glass Lid
- Spare Wheel Wind Up Kit


## TRAVEL OPTION PACK

- POWER PACK**
  - LED Bedside Stalk Lights x 2
  - Projecta IC2510 240V Smart Charger
  - Twin USB Ports x 2
- XT PACK**
  - Pole Carrier
  - Stainless Steel Side Shelf
  - Tool Box (1,150mm)
  - *Note: The XT Pack adds approx. 19kg to total camper trailer weight with empty toolbox and the ball weight will also be affected.*

*Lightweight camper trailer, Extended Ezy Awning, sleeps 2 people, 5.9m open length, 3.7m towing length.*



# EXPLORER



**Closed Body Length:** 4.35m

**Open Body Length:** 6.58m

**Closed Height:** 1.62m

**Body Width:** 1.7m

**Tare:** 785kg

**Tow Ball:** 110kg

**Berth, beds/total:** up to 4 people



## KEY FEATURES

- 5 year canvas warranty
- 5 year suspension & chassis warranty
- 5-leaf shackle spring suspension
- 10" Electric Brakes
- 15" Black Steel wheels
- Light to tow
- Quick & Easy to Set Up (The Ezy-wind silent winch comes as standard)
- Rear Recovery Points x 2
- Standard Fridge Box & Slide
- Under-bed Storage
- Extended Ezy Awning

## STANDARD INCLUSIONS

- 10" Electric Brakes
- 12V Pump
- External 240V Inlet
- External 240V Outlet
- Fridge Box (Suits 47 Litre Evakool)
- Internal 240V Power Point x 2
- LED Strip Lights (Merit Plug) 1.2 Metre
- Mains Pressure on Kitchen
- Mix Tap
- Projecta IDC25 (12V) Battery Charger
- Shock Absorbers (Set)
- Smev Sink & Glass Lid
- Spare Wheel Wind Up Kit

## TRAVEL OPTION PACKS

- POWER PACK**
- LED Bedside Stalk Lights x 2
  - Projecta IC2510 240V Smart Charger
  - Twin USB Ports x 2

*Affordable off-road camper trailer, Extended Ezy Awning, sleeps up to 4 people, 6.6m open length, 4.3m towing length.*



# BRUMBY



**Closed Body Length:** 4.36m

**Open Body Length:** 6.59m

**Closed Height:** 1.62m

**Body Width:** 1.7m

**Tare:** 930kg

**Tow Ball:** 130kg

**Berth, beds/total:** up to 4 people



## KEY FEATURES

- 5 year canvas warranty
- 5 year suspension & chassis warranty
- 4kg Gas Bottle & Holder x 2
- 10" Electric Brakes
- 17" Alloy Wheels
- Independent Suspension
- Large Fridge Box & Slide
- Light to Tow
- Quick & Easy to Set Up (The Ezy-wind silent winch comes as standard)
- Rear Recovery Points x 2
- Deluxe Awning

## STANDARD INCLUSIONS

- 10" Electric Brakes
- 12V Pump
- AL-KO 250mm Jockey Wheel
- Brumby Deluxe Kitchen
- External Outlet 240V
- Ezy-Clean (Textured) Kitchen Top
- Hand Pump on Drawbar
- Internal Outlet 240V
- LED Bedside Lights
- LED Kitchen Light
- LED Strip Lights (Merit Plug) 1.2 & 3.7 Metre
- Mains Pressure on Kitchen
- Pole Carrier
- Projecta IC2510 (240V) Battery Charger and Monitor
- Projecta IDC (12V) Battery Charger
- Side Shelf
- Shock Absorbers (Set)
- Spare Wheel Wind Up Kit
- Stonestopper Mud Flaps

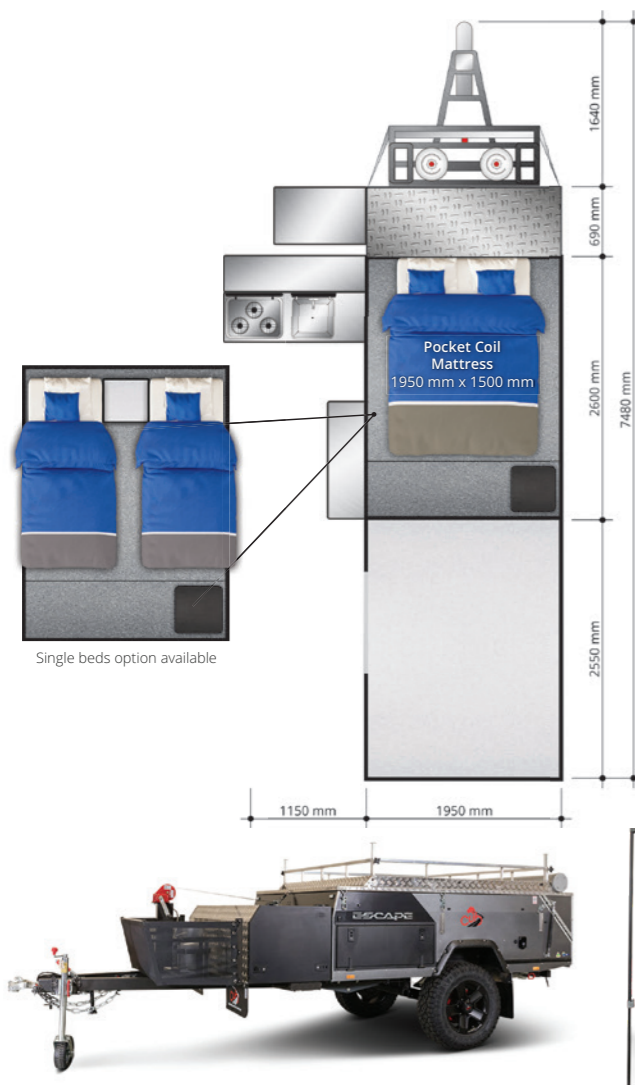
## TRAVEL OPTION PACKS

- ADVENTURE PACK**
- 2nd 100 AMP Hour Battery (Fitted)
  - 2nd Water Tank (80L)
  - Utility Rack Upgrade
  - *Note: The Adventure Pack adds approx. 143kg to total camper trailer weight when the 2nd water tank is full. The ball weight will also be affected.*
- XTREME OFF ROAD PACK**
- 6" Drawbar (Inc. ATM increased to 1,650kg)
  - 12" Hubs
  - 265/70R17 Goodyear Mud Terrain Tyres x 3
  - Cruisemaster DO35 Hitch
  - Driver Side Utility Outlets
  - Fridge Box Rack/Compartment
  - Twin Shocks & Heavy-Duty Coil Springs

*The iconic off-road camper trailer, Deluxe Awning, sleeps up to 4 people, 6.6m open length, 4.3m towing length.*



# ESCAPE



**Closed Body Length:** 4.93m  
**Open Body Length:** 7.48m  
**Closed Height:** 1.78m  
**Body Width:** 1.95m  
**Tare:** 1,076kg  
**Tow Ball:** 162kg  
**Berth, beds/total:** up to 4 people



## KEY FEATURES

- 5 year canvas warranty
- 5 year suspension & chassis warranty
- 4kg Gas Bottle & Holder x 2
- 12V DC-DC Charger
- 12" Electric Brakes
- 17" Alloy Wheels
- LED Lights (internal & external)
- Light to Tow
- Independent Suspension
- Quick & Easy to Set Up (The Ezy-wind silent winch comes as standard)
- Rear Recovery Points x 2
- Roof Rack Stabiliser Legs (with 180mm adjustment for uneven ground)
- Large Fridge Box & Slide with storage box
- Locker box with cushion
- Under-bed Storage
- Deluxe Awning

## STANDARD INCLUSIONS

- 12V Pump (Requires Battery Pack)
- 95 Litre Fridge Box
- AL-KO 250mm Jockey Wheel Upgrade
- Electric Brakes
- External Power Point 240 Volt
- Ezy-Clean (Textured) Kitchen Top
- Hand Brake Protector Plate
- Hand Pump on Drawbar
- IC2510 Smart Charge (25 AMP)
- Internal Power Point 240 Volt
- Kitchen Light-Stork Plug In
- LED Strip Lights (Merit Plug)
- LED Strip Lights (Merit Plug) 1.2 & 3.7 Metre
- Mains Pressure on Kitchen
- Mix Tap
- Pole Carrier Kit
- Shock Absorbers (Set)
- Side Shelf
- Smev Sink & Glass Lid
- Spare Wheel Wind Up Kit
- Stonestopper Mud Flaps
- Window Awnings-Bed DS & Front

## TRAVEL OPTION PACKS

- ADVENTURE PACK**
- 2nd 100 AMP Hour Battery (Fitted)
  - 2nd Water Tank (80L)
  - Utility Rack Upgrade
  - *Note: The Adventure Pack adds approx. 143kg to total camper trailer weight when the 2nd water tank is full. The ball weight will also be affected.*
- XTREME OFF ROAD PACK**
- 6" Drawbar (Inc. ATM increased to 1,950kg)
  - 12" Hubs
  - 265/70R17 Goodyear Mud Terrain Tyres x 3
  - Cruisemaster DO35 Hitch
  - Driver Side Utility Outlets
  - Fridge Box Rack/Compartment
  - Twin Shocks & Heavy-Duty Coil Springs



# LONGREACH LE



**Closed Body Length:** 6.03m  
**Open Body Length:** 8.55m  
**Closed Height:** 2.05m  
**Body Width:** 1.95m  
**Tare:** 1,425kg  
**Tow Ball:** 140kg  
**Berth, beds/total:** up to 6 people



## KEY FEATURES

- 5 year canvas warranty
- 5 year suspension & chassis warranty
- 2 x 100Ah AGM Batteries
- 4 Drawer Cupboard & Seat Combo
- Bed Head LED Mood Lighting
- Bed Side Consoles (Inc. Lights, USB & Speakers)
- Bed Side Storage Compartments
- Fusion Stereo and Sub Woofer
- Head Board and Back Rests
- LED Floor Lighting
- LED Rear Flood light
- LED Underbed Lighting
- Locker Box & Seat Combo
- Pillow Top Mattress - Extra Thick (1950x1500x140)
- Redarc RedVision Total Vehicle Management System
- Redarc BMS 30
- Swivel Table
- Truma UltraRapid Gas Hot Water System and Shower
- Deluxe Awning

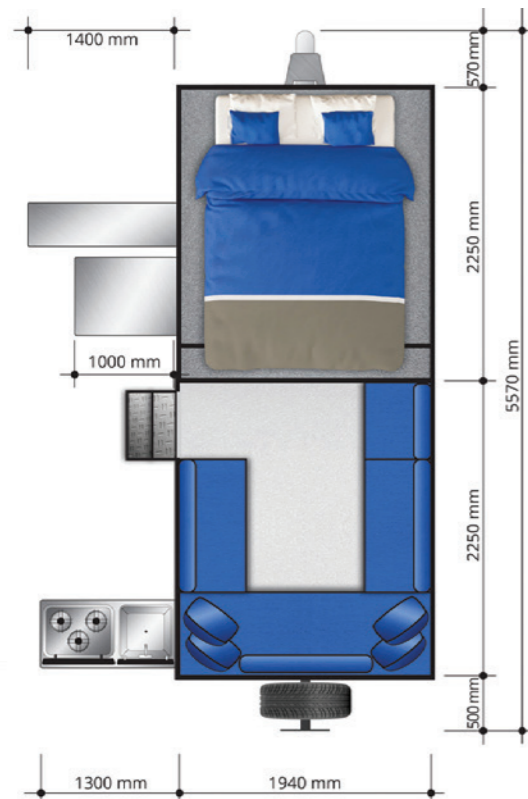
## STANDARD INCLUSIONS

- 12" Electric Brakes
- 12 Volt Water Pump - 11L/min
- 95 Litre Fridge Box
- Alloy Spare Wheel
- Canvas Front Wall with Window
- D035 Hitch
- Drover Kitchen Deluxe (Including Side Shelf)
- Ezy Awning
- Hand Pump on Drawbar
- Internal Power Point 240 Volt x 2
- LED Strip Lights (Merit Plug) x 2
- Mains Pressure on Kitchen
- Narva 12 Volt External Merit Socket x 2
- Narva 12 Volt Internal Accessory Socket x 4
- Pillow Top Mattress - Extra Thick (1950x1500x140)
- Pole Carrier Kit
- Rear Mounted Spare Wheel
- Shock Absorbers (Set)
- Stainless Steel Side Shelf
- Stonestopper Mud Flaps

**LONGREACH LE**  
**IS THE**  
**ULTIMATE**  
**LUXURY**  
**DEEP-SIDED**  
**FAMILY CAMPER**  
**TRAILER FOR**  
**OFF-ROAD**  
**ADVENTURES**



# SCOUT



- Closed Body Length:** 5.57m
- Open Body Length:** 5.57m
- Closed Height:** 1.56m
- Body Width:** 1.94m
- Tare:** 1,113kg
- Tow Ball:** 120kg
- Berth, beds/total:** up to 4 people



## KEY FEATURES

- 5 year canvas warranty
- 5 year suspension & chassis warranty
- 4kg Gas Bottle & Holder x 1
- 10" Electric Brakes
- 12V DC-DC Charger
- 15" Black Steel Wheels
- AL-KO 8 Leaf Spring Shackle Suspension
- All Terrain Tyres
- Extra Long 1400mm Pantry
- Extremely light ball weight – perfect for small/medium SUVs
- Large Fridge Box & Slide with storage box
- LED Lights (internal)
- LED Sensor Lights in Storage Compartments
- Locker box with cushion
- Manisa Fabric Lounge in "Charcoal"
- Quick & Easy to Set Up (The Ezy-wind silent winch comes as standard)
- Extended Ezy Awning

## STANDARD INCLUSIONS

- 10" Electric Brakes
- 12V master Isolation Switch
- 12V Pump
- 100 Litre Water Tank
- Extended Ezy Awning
- External Outlet 240V
- Internal Double Outlet 240V
- LED Strip Light (Merit Plug) 1.2 Metre
- Mains Pressure on Kitchen
- Medium Density Foam Queen-Size Mattress
- Mud Terrain Tyres
- Projecta IDC25 (12V) Battery Charger
- Rear Mounted Spare Wheel
- Rear Utility Rack
- Shock Absorbers (Set)
- Water Gauge

## TRAVEL OPTION PACKS

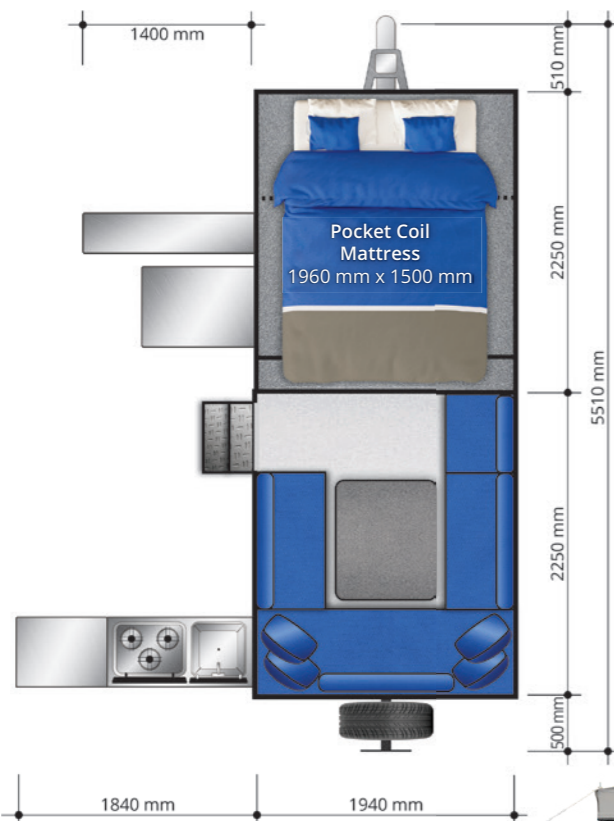
- POWER PACK**
- LED Bedside Stalk Lights x 2
  - Projecta IC2510 240V Smart Charger
  - Twin USB Ports x 2

*One of the lightest forward fold off-road camper trailers, Extended Ezy Awning, sleeps up to 4 people, 5.6m open and towing length.*





# FRONTIER



- Closed Body Length:** 5.51m
- Open Body Length:** 5.51m
- Closed Height:** 1.6m
- Body Width:** 1.94m
- Tare:** 1,270kg
- Tow Ball:** 149kg
- Berth, beds/total:** up to 4 people



## KEY FEATURES

- 5 year canvas warranty
- 5 year suspension & chassis warranty
- 4kg Gas Bottle & Holder x 2
- 12V DC-DC Charger
- 17" Alloy Wheels
- 100Ah Lithium Battery
- Extra Long 1,400mm Pantry
- Fusion Stereo and Speakers
- Independent Suspension
- King Size Bed with Cloud 9 Pillow Top Mattress
- Large Fridge Box & Slide with storage box
- LED Lights (internal & external)
- Light to Tow
- Locker box with cushion
- Microfibre Leather Lounge & Matching Cushions in "Clay" x 4
- Quick & Easy to Set Up (The Ezy-wind silent winch comes as standard)
- Deluxe Awning

## STANDARD INCLUSIONS

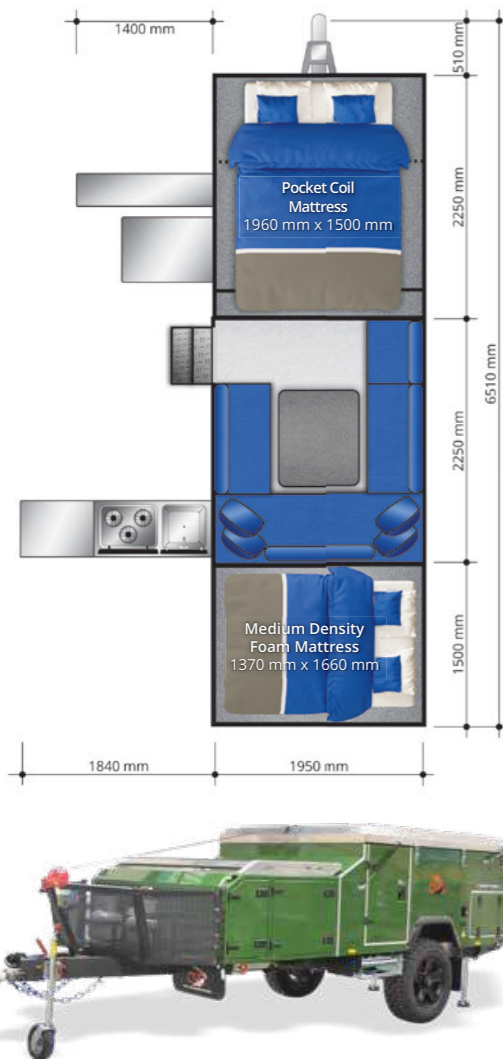
- 12" Electric Brakes
- 12V Master Switch
- 12V Pump
- Duratrac Tyres
- External Outlet 240V
- Hand Pump on Drawbar
- Internal Outlet 240V
- LED Awning Lights
- LED Sensor Lights - Under Lounge and in DS Locker Door
- LED Strip Lights (Merit Plug) 1.2 & 3.7 Metre
- Mains Pressure on Kitchen
- Privacy Curtain
- Projecta IC2500L (240V) Battery Charger and Monitor
- Projecta IDC25L (12V) Battery Charger
- Rear Utility Rack
- Rear Wall Canvas with Window
- Roll Up Side Wall
- Shock Absorbers (Set)
- Stonestopper Mud Flaps
- Window Awnings-Bed DS & Rear

## TRAVEL OPTION PACKS

- FRONTIER PACK**
  - 2nd 100Ah Lithium Battery (Fitted)
  - 2nd Water Tank (80L)
  - *Note: The Frontier Pack adds approx. 140kg to total camper trailer weight when the 2nd water tank is full. The ball weight will also be affected.*
- TECHNO PACK**
  - 2000W Inverter
  - Rearview Camera
  - Redarc RedVision TVMS (includes BMS30)
- XTREME OFF ROAD PACK**
  - 265/70R17 Goodyear Mud Terrain Tyres
  - ATM Increased to 1,950kg
  - Cruisemaster DO35 Hitch



# DRIFTER II



- Closed Body Length:** 5.51m
- Open Body Length:** 6.51m
- Closed Height:** 1.71m
- Body Width:** 1.94m
- Tare:** 1,390kg
- Tow Ball:** 145kg
- Berth, beds/total:** up to 6 people



## KEY FEATURES

- 5 year canvas warranty
- 5 year suspension & chassis warranty
- 2 x 4kg Gas Bottle & Holder
- 2 x 100ah Lithium Batteries
- 12" Electric Brakes
- 12V DC-DC Charger
- 17" Alloy Wheels
- 180L Water Capacity
- Extra Long 1,400mm Pantry
- Fusion Stereo and Speakers
- Hot Water Included as Standard
- Independent Suspension
- King Size Bed with Cloud 9 Pillow Top Mattress
- Large Fridge Box & Slide with storage box
- LED Lights (internal & external)
- Light to Tow
- Microfibre Leather Lounge & Cushions in "Clay" x 4
- Quick & Easy to Set Up (The Ezy-wind silent winch comes as standard)
- Deluxe Awning

## STANDARD INCLUSIONS

- 12V Pump
- Dual Shock Absorbers (Set)
- Duratrac Tyres
- External LED Tent Light (3.7m)
- External Power Point 240 Volt
- Hand Pump on Drawbar
- Hot Water & Shower Unit
- IC2500L Smart Charge (25 AMP)
- Internal Power Point 240 Volt
- LED Strip Lights (Merit Plug)
- Mains Pressure on Kitchen
- Medium Density Foam Double Mattress (2nd bed)
- Privacy Curtains x 2
- Rear Utility Rack
- Rear Wall Canvas with Window
- Roll Up Side Wall
- Stonestopper Mud Flaps
- Window Awnings x 3 - DS Living Area, Front & Rear

## TRAVEL OPTION PACK

- TECHNO PACK**
- 2000W Inverter
  - Rearview Camera
  - Redarc RedVision TVMS (includes BMS30)
- XTREME OFF ROAD PACK**
- 265/70R17 Goodyear Mud Terrain Tyres
  - ATM Increased to 1,950kg
  - Hitch Master D035 coupling

*Double fold family camper trailer, Deluxe Awning, sleeps up to 6 people, 6.5m open length, 5.5m towing length.*

# SPECIFICATIONS MATRIX

	<b>STANDARD</b>
	<b>OPTIONAL</b>

	WEEKENDER	EXPLORER	BRUMBY	ESCAPE	SCOUT	LONGREACH LE	FRONTIER	DRIFTER II
<b>BRAKES &amp; WHEELS</b>								
Wheels & Tyres	Cargo G26 Tyres on 15" - RT005	15" Black Steel All Terrain - RT22200	Goodyear Duratrac on 17" 6 Stud Alloy - RT017	Goodyear Duratrac on 17" 6 Stud Alloy - RT017	15" Black Steel All Terrain - RT22200	Goodyear Wrangler on 17" 6 Stud Alloy - RT19300	Goodyear Duratrac on 17" 6 Stud Alloy - RT017	Goodyear Duratrac on 17" 6 Stud Alloy - RT017
Jack & Handle	1500kg, 120mm - 395mm - MC20007	1500kg, 120mm - 395mm - MC20007	1500kg, 120mm - 395mm - MC20007	1500kg, 120mm - 395mm - MC20007	1500kg, 120mm - 395mm - MC20007	1500kg, 120mm - 395mm - MC20007	1500kg, 120mm - 395mm - MC20007	1500kg, 120mm - 395mm - MC20007
Jockey Wheel	AL-KO 150mm - SU001	AL-KO 250mm - SU011	AL-KO 250mm - SU011	AL-KO 250mm - SU011	AL-KO 250mm - SU011	AL-KO 250mm - SU011	AL-KO 250mm - SU011	AL-KO 250mm - SU011
Jockey Wheel Upgrade	AL-KO 250mm - C-BW19002	Swivel Jockey Wheel - SU20002				Swivel Jockey Wheel - SU010	Swivel Jockey Wheel - SU010	
Disc Brakes		Off Road 10 Inch - C-BW19200	Off Road 12 Inch - C-BW19500	Off Road 12 - Inch - C-BW19500	Off Road 10 Inch - C-BW19401			
Electric Brakes	C-SC0040	10"Electric Brakes - C-SC0041			10"Electric Brakes - SB20400			
Spare Wheel			Goodyear Duratrac Tyres on 17" 6 Stud Steel - RT016	Goodyear Duratrac Tyres on 17" 6 Stud Steel - RT016			Goodyear Duratrac Tyres on 17" 6 Stud Steel - RT016	Goodyear Duratrac Tyres on 17" 6 Stud Steel - RT016
Alloy Wheel Upgrade (Spare)			C-BW19001	C-BW19001			C-BW19001	C-BW19001
Spare Wheel Wind Up Kit	C-OF001	C-OF001	C-OF001	C-OF001			C-OF001	
Wheel Nut Adaptor			RT010	RT010	RT010	RT010	RT010	RT010
<b>CANVAS</b>								
1/2 Long Canvas Wall With Door	C-CP0041	C-CP0041	C-CP0041	C-CP0051	C-CP21905	C-CP19605	C-CP21702	C-CP20802
1/2 Long Canvas Wall With Window	C-CP0039	C-CP0039	C-CP0039	C-CP0050	C-CP21904	C-CP19603	C-CP21705	C-CP20805
1/2 Long Wall Mesh	C-CP0040	C-CP0040	C-CP0040	C-CP0052		C-CP19604		
1/2 Long Wall Mesh With Door	C-CP0042	C-CP0042	C-CP0042	C-CP0053	C-CP21910	C-CP19606	C-CP21703	C-CP20803
1/2 Long Wall Mesh (Kitchen)					C-CP21909		C-CP21704	C-CP20804
Front Wall Canvas (No Window)								
Front Wall Canvas (With Window)	C-CP0037A	C-CP0037A	C-CP0037A	C-CP19501	C-CP21902	C-CP19601	C-CP21707	C-CP20807
Front Wall Mesh	C-CP0036	C-CP0036	C-CP0036	C-CP0049	C-CP21908	C-CP19602	C-CP21710	C-CP20810
Rear Wall Canvas (No Window)								
Rear Wall Canvas (With Window)	C-CP0043A	C-CP0043A	C-CP0043A	C-CP19502	C-CP21906	C-CP19608	C-CP21709	C-CP21801
Rear Wall Mesh	C-CP0045	C-CP0045	C-CP0045	C-CP0055	C-CP21911	C-CP19609	C-CP21712	C-CP20812
Roll Up Side Wall	C-CP19101	C-CP19101	C-CP19101	C-CP19401	C-CP19710		C-CP19710	C-CP20814
Room Divider Curtain & Rod				C-CP316		C-CP316		
Mesh Doorway for Half Long Wall	C-CP0080A	C-CP0080A	C-CP0080A	C-CP0080A			C-CP0080A	C-CP0080A
Mesh Doorway for Tent				C-CP0080		C-CP0080		
Camo Tent Upgrade	C-CP20301	C-CP20301	C-CP20301	C-CP20501	C-CP20703	C-CP20603	C-CP20703	C-CP20816
Draught Skirt	C-CP19100	C-CP19100	C-CP19100	C-CP19500	C-CP21901	C-CP19610	C-CP19703	C-CP20813
Deluxe Awning		C-CP19151	C-CP19151	C-CP19451		C-CP19652		C-CP20806A
Ezy Awning	C-CP19350	C-CP19350	C-CP19350	C-CP20401		C-CP20600	C-CP20700	
Extended Ezy Awning	C-CP20003				C-CP20752			C-CP20003
Frontier Awning					C-CP21706		C-CP21706	
Frontier Tent Upgrade					C-CP22950			
Upgrade From Extended Ezy Awning To Deluxe Awning	C-CP20101							
Driver's Side Door On Tent	C-CP19102	C-CP19102	C-CP19102	C-CP19402		C-CP19612		
External Bedside Window Flap	C-CP0056A	C-CP0056A	C-CP0056A	C-CP0056A				
Privacy Curtain				C-CP0038	C-CP513	C-CP19613	C-CP513	C-CP20800 & C-CP20801
Privacy Curtain - Mesh					C-CP21700		C-CP21700	C-CP22800 & C-CP22801
Bedside Curtains (Per Window)	C-CP21000	C-CP21000	C-CP21000	C-CP21000	C-CP21000	C-CP21600	C-CP21000	
Bedside Plastic Windows incl. Curtain	C-CP0031A	C-CP0031A	C-CP0031A	C-CP0031A	C-CP0031A	C-CP0031B		
Bedside Canvas Window Flap (Replaces Plastic & Curtains)			C-CP20004	C-CP20004		C-CP20004	C-CP20004	C-CP20004
Thermal Blanket	CC19350	CC19350	CC19350	CC19550	CC19750	CC19650	CC19750	CC20800

	WEEKENDER	EXPLORER	BRUMBY	ESCAPE	SCOUT	LONGREACH LE	FRONTIER	DRIFTER II
Internal Front Canvas Window & Zipper	C-CP19052	C-CP19052	C-CP19052	C-CP19052		C-CP19052		
Window Weather Shield Set - DS				C-CP19001		C-CP19001	C-CP19001	C-CP20820
Window Weather Shield Set - Front or Rear				C-CP19001A - Front			C-CP21717 - Rear	C-CP20821 - Rear
Aluminium Awning Poles	CC030	CC030	CC030	CC030	CC21900	CC19600	CC21700	CC20801
100% Australian Made Tent Using Wax Converters Dynaproof Canvas	C-CP20100 - Grey	C-CP20100 - Grey	C-CP20100 - Grey	C-CP20400 - Grey	C-CP21900 - Grey	C-CP20601 - Grey	C-CP21701 - Grey	C-CP21800 - Grey
<b>DRAWBAR</b>								
Coupling	AL-KO 50mm Ball - SDO02	AL-KO 50mm Ball Override Brake Off Road - SD400A	AL-KO 50mm Ball Electric Brake Off Road - SD400	AL-KO 50mm Ball Electric Brake Off Road - SD400	AL-KO 50mm Ball Electric Brake Off Road - SD400	AL-KO 50mm Ball Electric Brake Off Road - SD400	AL-KO 50mm Ball Electric Brake Off Road - SD400	AL-KO 50mm Ball Electric Brake Off Road - SD400
Coupling upgrade		Cruisemaster D035 C-DP405	Cruisemaster D035 C-DP405	AL-KO 50mm Ball Override Brake Off Road SD400A / Cruisemaster D035 C-DP405	AL-KO 50mm Ball Override Brake Off Road SD400A / Cruisemaster D035 C-DP405	Cruisemaster D035 C-DP405	Cruisemaster D035 C-DP405	Cruisemaster D035 C-DP405
Tow Hitch	D Shackle 1.0 tonne - SC041	D Shackle 1.0 tonne - SC041	D Shackle 1.0 tonne - SC041	D Shackle 1.0 tonne - SC041	D Shackle 1.0 tonne - SC041	D Shackle 1.0 tonne - SC041	D Shackle 1.0 tonne - SC041	D Shackle 1.0 tonne - SC041
Jerry Can Holder	SC050	SC050	SC050	SC050	see Utility Bar	SC050	SC050	see Utility Bar
Fridge Box	Suits up to 47L - C-DP005	Suits up to 110L - C-DP005B	Suits up to 110L - DP19300	Suits up to 110L - C-DP19500	Suits up to 110L - C-DP21900	Suits up to 110L - C-DP19500	Suits up to 110L - C-DP21702	Suits up to 110L - C-DP21802
Fridge Box Drawer				C-DP001C		C-DP001C		
Fridge Box Rack		C-DP001F	C-DP001F			C-DP001F		
Fridge Box Top Drawer Only				C-DP19004		C-DP19004	C-CP21700	C-CP21700
Galvanised Steel Stoneguard		C-DP0059	C-DP0059	C-DP0059	C-DP21905	C-DP0059	C-DP20702	C-DP20702
Stonestopper Mud Flaps		C-DP20302	C-DP20302	C-DP20502	C-DP20703	C-DP20502	C-DP20703	C-DP20703
4KG Gas Bottle with Holder	C-DP19003	C-DP19003	C-DP19003	C-DP19003	C-DP19003	C-DP19003	C-DP19003	C-DP19003
9KG Gas Bottle upgrade - incl 2x bottles & holders				C-DP20001		C-DP20001	C-DP20001	C-DP20001
Safety Chain	10mm (750mm) - C-DP415A	10mm (750mm) - C-DP415A	10mm (750mm) - C-DP415A	10mm (750mm) - C-DP415A	10mm (750mm) - C-DP415A	10mm (750mm) - C-DP415A	10mm (750mm) - C-DP415A	10mm (750mm) - C-DP415A
Silent Winch	SC027A	SC027A	SC027A	SC027A		SC027A		SC027A
Winch Strap (Incl D Shackle)					C-DP0033			
Front Box Slide & Tray (DS)							C-DP21701	C-DP21701
Toolbox	Large - C-DP0054							
Drawbar Extension Upgrade			400mm - C-DP19350	400mm - C-DP0051		400mm - C-DP0051A	375mm - C-DP21705	375mm - C-DP21705
<b>CUPBOARDS &amp; LOCKER BOXES</b>								
2 Drawer Cupboard And Seat Incl. Cushion				C-IF19004				
4 Drawer Cupboard And Seat Incl. Cushion						C-IF19615		
Cupboard 4 Drawer				C-IF0020				
Cupboard P/L & Drawer				C-IF005				
Locker Box and Dinette Seat						C-IF19603		
Locker Box (Small) & Cushion				C-IF002B				
Internal Storage Mesh					C-IF502		C-IF502	
<b>INSIDE FITTINGS</b>								
Bed Storage Divider	C-IF0022	C-IF0022	C-IF0022	C-IF0022			C-IF0022	
Carpet	3.5m - MC300	3.5m - MC300	3.5m - MC300	3.5m - MC300			3.5m - MC300	
Mattress	Medium Density Foam (2130 x 1350) - FM20100	Medium Density Foam (2130 x 1350) - FM20100	Innerspring (2130 x 1350) - FM021	Innerspring (1960 x 1500) - FM027	Medium Density Foam (1960 x 1500) - C-IF0063	Pillow Top (2100 x 1500) - FM19603	Pillow Top (2100 x 1600) - FM21702	Pillow Top (2100 x 1600) - FM21702
Mattress Upgrade	Innerspring - C-IF0061S	Innerspring - C-IF0061S		Pillow Top - C-IF19751	Pillow Top - C-IF19751			
Additional Rear Fold Out Bed								Medium Density Foam (1660 x 1370) - C-IF20800
Headboard Unit & Backrest						Incl Cushions - C-IF19608		
Alternate Bed Assembly				2 Singles C-IF006B				
Bedside Console Unit & Storage						Incl Light, USB & Speaker - C-IF19609		
Corner Cushion							C-IF21700	C-IF21700
Coleman Fold Up Table					MC21900			
Telescopic Table					C-IF21752	C-IF21752	C-IF21752	C-IF21752



While all care has been taken with the accuracy of this brochure, it is subject to errors and omissions.

All prices include GST, current as at 01.05.2022, and subject to change without notice. Contact our team for confirmation of up to date pricing.



D&E Outdoors

03 307 9557

153 Moore Street, Ashburton 7700

admin@ dne.co.nz

[www.dne.co.nz/dne-outdoors](http://www.dne.co.nz/dne-outdoors)

Follow us on Social Media to keep up to date with all our adventures.

