

TOP

PÖTTINGER Rotary Rakes





Rakes for every application

Smooth-running PÖTTINGER rakes with perfect ground tracking and extreme manoeuvrability meet the high specifications of the industry. Rakes with the lowest disintegration loss and minimal contamination deliver energy-rich forage and ensure economical use of base forage.

Contents

	Page
TOPTECH PLUS	4
TOP tines	6
Single-rotor rake	8
TOP rotor chassis	12
MULTITAST wheel	14
Twin rotor rake with centre swath placement	16
Twin rotor rake with side swath placement	20
Twin rotor rake without transport chassis	24
Technical data / Equipment	28

All information on technical data, dimensions, weights, output, etc. is approximate and is not binding.

TOPTECH PLUS

Impressive rotor technology



Large cam track – PÖTTINGER offers a cam track diameter of up to 16.54" / 420 mm and a bearing spacing of up to 27.56" / 700 mm on the tine arms. These properties give the tine arms maximum strength with minimum stress on the arm bearings. The cam track can be infinitely adjusted to different forage volumes and changing harvesting conditions. The rotor gearbox runs in a sealed grease bath.

Rotor unit encapsulated and dust-tight

No lubrication required. TOPTECH PLUS eliminates leak problems and requires neither oil checks nor oil changes.



Maximum output and durability

Optimised for smooth control of cam rollers. No sudden inclines in cam track so control arm follows cam track smoothly. Maintenance-free steel cam rollers, high strength cam followers and wide spacing of the tine arm bearings guarantee high strength and low stress to the bearings. The tine arm bearings are also maintenance-free.



The heavy-duty tine arm cross-section is strong and resistant to twisting and bending. Tidy raking work is provided thanks to 11 / 12 / 13 tine arms per rotor, depending on the working width. The tine arms are removable to reduce height for transport and parking.



Easy height adjustment

The working height of TOP rakes can be adjusted from the standing position using a hand crank. These are easily accessible and maintenance-free.

A height indication makes it easy to ensure that both rotors are the same height on twin rotor rakes.

Service-friendly rotor technology

The whole tine arm can be exchanged quickly and easily in the event of any damage. Just undo two bolts to slide the tine arm plus cam roller out of the rotor casing.

- No problems with oil leaks.
- Ready for action again in no time.

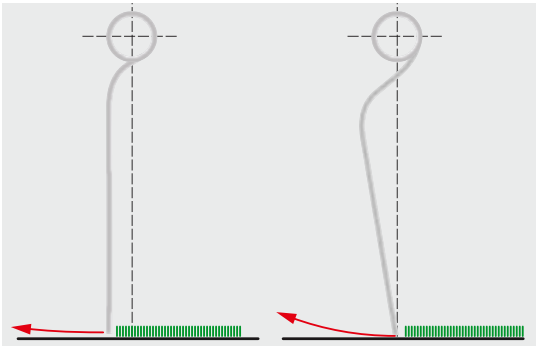
Cam track diameter		Spacing of the tine arm bearings		
13.78 inch	16.54 inch	17.72 inch	23.62 inch	27.56 inch
350 mm	420 mm	450 mm	600 mm	700 mm

TOP 342 / TOP 382	■		■	
TOP 422 / TOP 421 A TOPTECH PLUS		■	■	
TOP 462 / TOP 461 A TOPTECH PLUS		■		■
TOP 612 / 612 C / TOP 702 C	■		■	
TOP 762 C / 762 C CLASSIC		■	■	
TOP 842 C		■		■
TOP 662	■		■	
TOP 611 A TOPTECH PLUS / TOP 691 A TOPTECH PLUS		■	■	
TOP 722		■	■	
TOP 812		■		■



TOP tines


Best forage



Raking has a decisive influence at the end of the harvest chain on how clean the forage remains. The tines must not contact the ground; instead they rake the forage carefully out of the sward.

TOP tines deliver millimetre precision

The tines are directed straight at the ground directly under the tine mounting, without any need for a steep offset angle. Due to the resistance of the forage, they are pressed back slightly but do not rise upwards therefore the tines produce exact raking results. These tines do not need to be set so deep as others to rake tidily. This means less stress on the cam track and cam rollers. Sward and forage are both treated with care. The long tines are drawn smoothly out of the swath for a perfect swath shape.



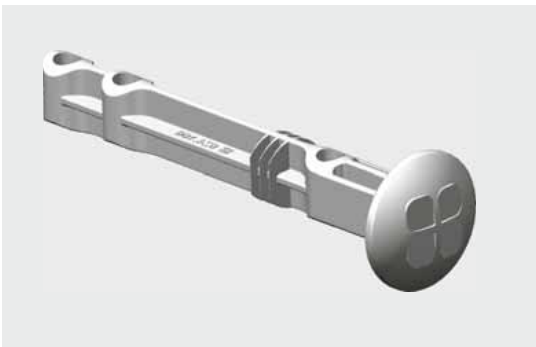
Safe and sound

Securely bolted

Featuring a shaped support disc, this tine mounting provides a secure connection.

Tine security system

The tine security system prevents tine loss in the swath. The safety tab is secured reliably over the outermost tine bolt.





Single-rotor rake

Lightweight and manoeuvrable



Our single-rotor rakes with working widths of 11.15' / 3.40 m to 15.09' / 4.60 m are ideal for smaller areas. For big performance with small tractors, there are two single-rotor rakes also available as trailed versions.

Pivoting headstock

TOP 342 / TOP 382 / TOP 422 / TOP 462

For optimum cornering

- Rakes with pivoting headstocks follow in the tractor's tracks without swivelling out.
- The heart-shaped pivot pin brings the machine into the centre position when it is raised.
- A slotted hole is provided for operation with a jockey wheel and rigid top linkage.
- A practical PTO shaft holder and hose tidy makes coupling and uncoupling a great deal easier.
- The transport interlock enhances safety on the road.

Stabilizing shock absorbers

The double-acting shock absorbing struts on both sides ensure the machine is always centred. The shock absorbing struts keep the rake straight when operating across slopes. The struts stabilise the TOP rake when it is lifted and during transport on the road.

Flexible mounting for MULTITAST wheel

The optional jockey wheel can be mounted in a range of positions on a pin hole adjustment on the headstock.



High user comfort



Adjustable quickly and conveniently

It's a question of the right setting. Mere millimetres determine the quality of the forage. A range of adjustments help you to find the ultimate working setting.

Working height – exact adjustment

The working height is adjusted using a hand crank. Smooth-running and maintenance-free, it can be operated without bending over.

TOP tandem axles – recision adjustable and easy to retrofit

The angle of the rotor chassis is adjusted using the offset bolts on the wheels. For perfect raking work, the rotor should be angled slightly towards the swath. Quick and easy to retrofit.

Swath curtain adjustment – infinitely variable

The swath curtains can be adjusted to match the quantity of forage and the desired width of the swath.

Mechanical swath curtain lifting

A spring-loaded strut makes it easy to lift the swath curtain.

Hydraulic swath curtain lift system

Lifting conveniently from the tractor seat is also available as an option.





Narrow, safe road transport.

Changing to the road transport position has got to be quick.

- Remove linch pins
- Remove tine arms
- Insert into holders

The tines are stowed away tidily and secured in place by linch pins. After raising the guard rail, the TOP is ready for road transport. Warning signs and road lights are standard.



The TOP 342 and TOP 382 with mechanical swath curtain lifting achieve a transport width of less than 9.84' / 3.0 m without removing tine arms.

Trailed TOP single-rotor rakes

High performance with small tractors

TOP 421 A TOPTECH PLUS / 461 A TOPTECH PLUS

The drawbar is equipped with a large support plate to provide extra stability on slopes and while cornering.

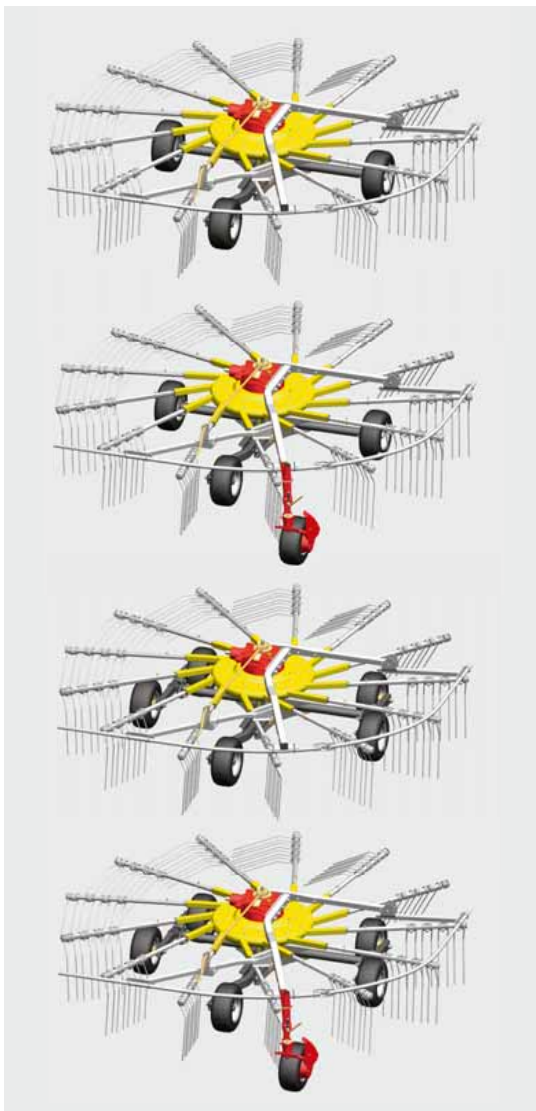
The unit is raised hydraulically for transport. Hydraulic cylinders on the chassis and drawbar provide 19.68" / 500 mm of ground clearance.

- Working widths 13.78 or 15.09' / 4.20 or 4.60 m.
- The tandem axles are fitted with 18.5 x 8.5-8 flotation tyres as standard.



TOP rotor chassis

Masters of ground tracking



A rotor chassis for every application

For tidy and careful raking, PÖTTINGER offers four options on twin rotor rakes to best match your operating conditions.

Three wheel chassis

The three wheel chassis produces excellent results on completely flat fields. Standard on the TOP 612 C / TOP 702 C / TOP 762 C CLASSIC / TOP 662.

Three wheel chassis with MULTITAST wheel

The MULTITAST wheel mounted outside the arc of the rotor fine-tunes the results.

Five wheel chassis with tandem axle

The 5 wheel tandem chassis provides you with the best equipment for undulating terrain. Standard on the TOP 762 C / TOP 842 C / TOP 722 / TOP 812.

Five wheel chassis with tandem axle and MULTITAST wheel

The five wheel tandem chassis with MULTITAST wheel delivers the ultimate in ground tracking to ensure completely smooth running of the rotor.



TOP rakes stand for working quality and productivity. Perfect ground tracking is the guarantee for tidy raking work – even in short or heavy wet forage.

TOP tandem axles

Even on undulating and rough terrain, we can guarantee you perfect raking performance and clean forage. The tandem axles provide a very wide wheel spacing which makes the rake perform very well on slopes. The wheels are located very close to the tines.



Precision adjustable and easy to retrofit

The angle of the rotor chassis is adjusted using the offset bolts on the wheels. For perfect raking work, the rotor should be angled slightly towards the swath. Quick and easy to retrofit.

MULTITAST wheel

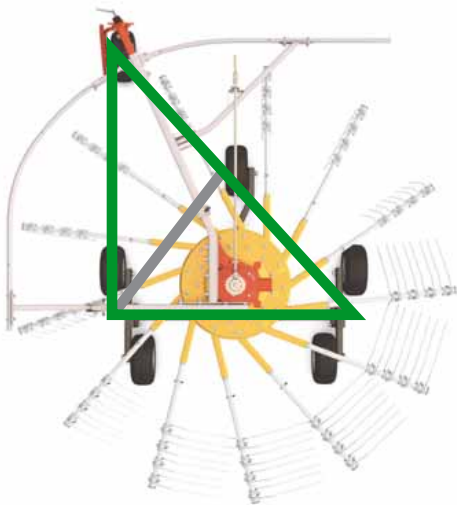
Perfect raking

With the MULTITAST wheel – offered by PÖTTINGER over the last three decades – you can achieve the ultimate raking objective: clean forage for healthy, high-yielding animals. At the same time, the sward is protected. Offset in front of the rotor, the wheel ensures perfect ground tracking without the tines contacting the ground. The service life of the cam rollers and tines is also extended as a result.

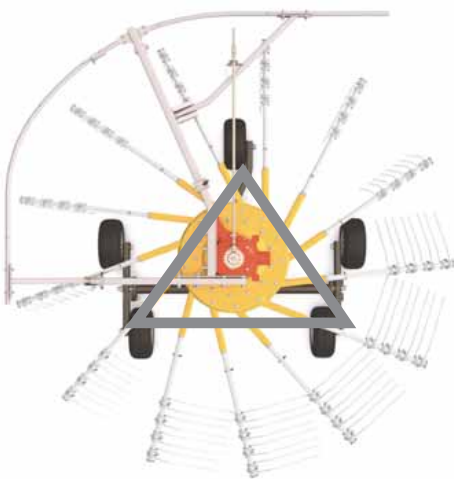


MULTITAST wheel

Good guidance guarantees best forage quality



With MULTITAST wheel



Without MULTITAST wheel

The MULTITAST wheel from PÖTTINGER supports quality-aware farmers to achieve the highest objective in forage harvesting: clean forage for healthy, high-yield animals. At the same time, the valuable sward is protected.

Offset in front of the rotor, the wheel ensures perfect ground tracking without the tines contacting the ground. The PÖTTINGER MULTITAST wheel ensures high working quality and productivity.

Reliable rotor guidance

The MULTITAST wheel makes the support triangle much larger. This makes the rotors run more smoothly and suppresses vibrations. The PÖTTINGER MULTITAST wheel provides ground tracking and guarantees clean forage without disintegration losses.

Rake without MULTITAST wheel

Without a MULTITAST wheel the rake has a much smaller area of support. This leads to less smooth operation with reduced ground tracking, which can cause crop contamination.



DLG confirms forage protection and smooth running

The DLG Focus Test "Ground tracking and forage contamination in grass silage" in November 2013 confirms: The PÖTTINGER MULTITAST wheel delivers ideal ground tracking and clean forage.

Clean forage

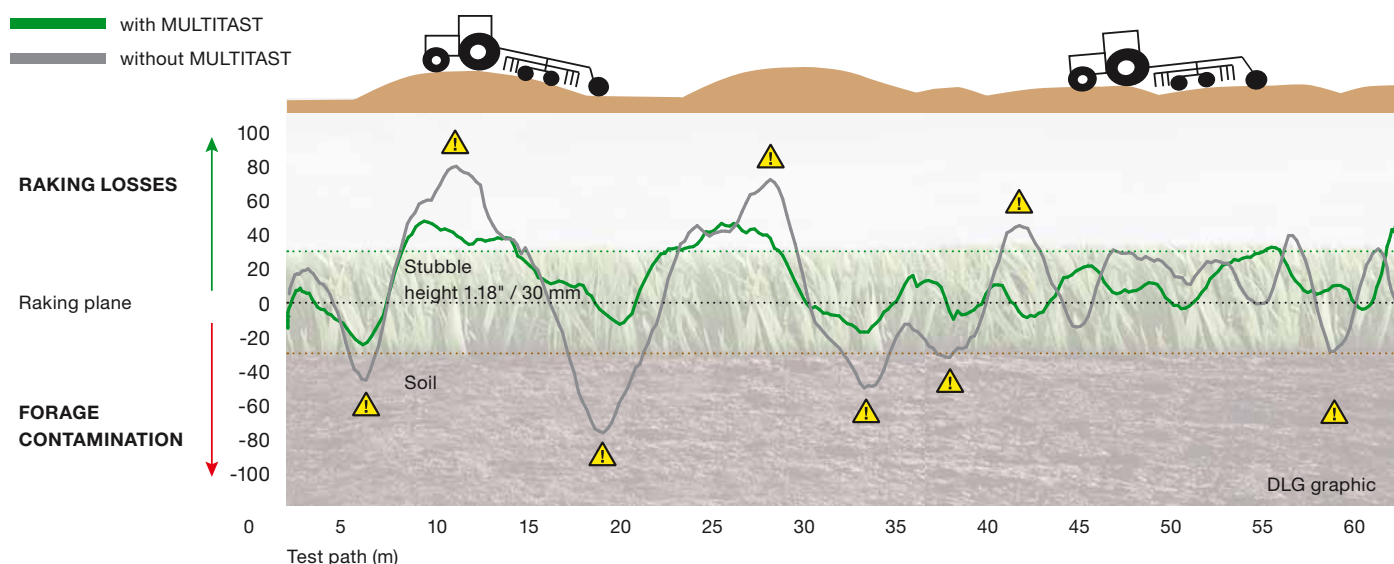
The MULTITAST wheel ensures smooth running of the rotors and suppresses oscillations.

On a rise, the MULTITAST wheel lifts the rotor. The ideal gap between the tines and the ground is maintained. Clean forage is guaranteed.

- Over a test track of 197 ft / 60 m, the tines on the rotor without the MULTITAST wheel contact the ground at least 5 times more (see image).

On top of a rise, the MULTITAST wheel guides the rotor downwards and prevents raking losses.

- Over the same test track, the tines on the rotor without the MULTITAST wheel rise above the crop three times, resulting in raking losses (see image).





POTTINGER

TOP 752C

www.pottinger.at

Twin rotor rakes

TOP 612 C / TOP 702 C / TOP 762 C CLASSIC
TOP 762 C / TOP 842 C with central swath placement



The advantage of our centre-swath rakes is their uniform and airy swath placement. Our centre-swath rakes with working widths between 19.36' / 5.90 m and 27,56' / 8.40 m guarantee a swath perfectly matched to the next machine in the harvest operation.

Compact mounting

The machine is connected to the tractor by a yoke that enables a steering angle of 73°. A practical PTO shaft holder and hose tidy are standard equipment for uncluttered parking. A freewheel is integrated into the second PTO shaft on the driveline. With a maintenance interval of 50 hours. The heavy duty frame is designed for the toughest operation conditions.



Maximum manoeuvrability

Thanks to the steered chassis, TOP centre-swath rakes are extremely manoeuvrable. The steering angle indicator is clearly visible from the driver's seat. A strong steering linkage between the yoke and the axles features maintenance-free steering linkage joints.



Customised axles

- A 8.37' / 2.55 m track width is available as an option for especially narrow transport widths.
- The chassis is fitted with large 260/70-15.3 / 340/55-16 tyres.
- AS profile tyres are available as an option to make these rakes especially suitable for slopes.
- Lights and mudguards are fitted as standard.

High user comfort



The cost-effective centre-swath rake

TOP 612 / 612 C

The working width is fixed at 19.36' / 5,90 m to form a swath 3.28' / 1.0 m wide. The steered axle is optional on the TOP 612 C.



Working widths on demand

TOP 702 C / 762 C / 842 C

We offer two possibilities for adjusting the working width to match the swath precisely to your requirements.

Mechanical adjustment

A spindle is used to adjust the working width and is the ideal solution for farms where the width only needs to be changed occasionally.

The width of the swath can be varied between 3.94' / 1.20 and 6.56' / 2.0 m.

Hydraulic adjustment

With the optional hydraulic adjustment system on TOP 702 C / 762 C, it is possible to place a narrow swath without using a swath curtain. The whole crop – alfalfa, for example – is raked right through.

- Optimum match to any pick-up width.
- Infinitely-variable adjustment from the tractor seat.
- Standard on TOP 842 C.

Hydraulic adjustment of the working width is a convenient solution if the swath often needs to be adapted to the width required for the follow-up machine. The swath width indicator helps you achieve the right setting. The optional swath curtain guarantees perfect swath shape.





Convenient operation from the tractor seat

One single-acting connection to the tractor hydraulics is all that is needed for lifting.

A flow splitter is available as an option to raise the rotors evenly. This is an advantage especially on slopes. An individual rotor lifting system with electrical preselect is available for raking track width and headlands.

The optional hydraulic working width adjustment system requires a double-acting connection.



The optional swath curtain lifts up automatically. Stabiliser springs on the rotors ensure that they are lifted and lowered gently at the headland.

Transport height under 13.12' / 4 m

With a transport height of less than 13.12' / 4.0 m, there is no need to leave the tractor cab to remove tine arms before driving to the next field.

- Parking heights with tine arms removed 9.58' / 10.83' / 11.48' / 2.92 m / 3.30 m / 3.50 m.
- Warning signs and road lights are fitted as standard.



TOP 612 Mounted machine

Working width 19.36' / 5.90 m, for areas where frequent turns are required. The frame and rotors are locked hydraulically in the centre position during lifting. Shock absorber struts on both sides as standard.





Twin rotor rakes

TOP 662 / TOP 722 / TOP 812 with side swath placement



Straightforward connection

The practical drawbar allows a very tight turning circle. The steering angle indicator is clearly visible from the driver's seat. The double wide angle PTO shaft is fitted with a freewheel, with a maintenance interval of 50 hours.

A PTO shaft holder and hose tidy are standard equipment.



Transport height under 13.12' / 4 m

On the TOP 722 the rotors are moved into the transport position by linkage levers. On the TOP 812, this is performed by hydraulic cylinders.

- Transport height below 13.12' / 4.0 m without removing tine arms.
- You can drive to the next field without leaving the tractor cab.
- Parking height with tine arms removed 11.81' / 3.60 m.
- The chassis is equipped with 340/55-16 tyres.
- Warning signs and road lights are fitted as standard.



2-swath function for TOP 722

Instead of using linkage levers, the rotors on the TOP 722 are moved in and out using double-acting hydraulic cylinders. The central swath curtain is optional. With two swaths the swath width is 24.93' / 7.60 m; with one swath the swath width is 22.31' / 6.80 m.



Perfect ground tracking

Five-wheel chassis as standard

Combined with cardanic rotor suspension, the standard five-wheel chassis on the TOP 722 and TOP 812 ensures precise guidance of the tines over every contour.

Tandem axles

The tandem axles are equipped with 16x6.5-8 tyres, pivoting at the front and rigid at the back. Thanks to the adjustable tandem axles, the rotor angle can be quickly matched to all operating conditions.

MULTITAST

Optional MULTITAST wheels are especially recommended for working in rough terrain. The MULTITAST wheels run in front of the tines to make sure that they do not scrape the ground.

Stabiliser springs

Weight alleviation springs are fitted to the rotors as standard to ensure that they are lifted and lowered at the headland without scraping the ground.

Additional relief springs

As an option, additional relief springs provide ground level protection for particularly difficult terrains.





Easy operation

Only one double-acting service with float position is required for the TOP 722; two double-acting services are required for the TOP 812.

16.92' / 430 mm ground clearance

Optimised folding geometry on the TOP 722 and TOP 812 provide 16.93" / 430 mm ground clearance at the headland. As a result, damage to swaths is safely avoided.

Double cylinder technology

Double cylinder systems are used to lift the rotors so no stop position is required in the field. The rotor is lifted and lowered using matrix-controlled valves. The sequence control is adjustable.

The swath curtain folds automatically for a transport height under 13.12' / 4.0 m.



25 km/h POTTINGER
www.pottinger.at

Twin rotor rakes

TOP 611 A TOPTECH PLUS / TOP 691 A TOPTECH PLUS
without transport chassis



These twin rotor rakes are highly popular due to their economic price and excellent manoeuvrability. These side rakes can be flexibly configured to rake a large single swath or two narrow swaths.

Optimum flexibility

The hydraulic working width adjustment system enables the formation of a single swath or two double swaths.

Forming one side swath

The machine is offset so that the rear rotor accepts the forage from the front rotor. The optional front swath curtain is raised. This setup places a double swath.

Forming two swaths or night swaths

The rear rotor is pivoted to the right. The front swath curtain is lowered so that each rotor forms its own swath. This makes it possible to form two small night swaths, or two normal-sized swaths in the case of very high forage volumes.





Perfect ground tracking

The frame is designed so that the two rotor units can ride over uneven ground completely independently of each other. Vertical freedom of movement is provided by a joint directly behind the angular gear unit.

Transverse movement of the rear rotor unit is enabled by a pivot bearing mounted within the frame itself, and by a universal joint between the rear frame beam and the rotor unit.



Enjoy the road trip

- The tandem axles are also used as the transport chassis.
- 18 x 8.50-8 flotation tyres enable high travelling speeds.
- The rotors are lifted hydraulically to drive over swaths and at headland turns.
- Ground clearance 19,69" / 500 mm.
- Warning signs and road lights are fitted as standard.

Hydraulic swath curtain lift system

With optional hydraulic swath curtain lifting, the TOP 611 A TOPTECH PLUS has a transport width of less than 9.84' / 3.0 m without having to leave the cab to remove the tine arms.





Easy operation

One single-acting connection to the tractor hydraulics is all that is needed for lifting. Hydraulic working width adjustment for a single swath or double swaths is possible with one double-acting connection.

Stepping valves provide more convenient operation for raising and lowering the rotors.

The hydraulic working width adjustment system can also be used to steer at the headland and enables perfect manoeuvrability.

Technical data

Single rotor rakes Side rake	Standard working widths	Working widths hydraulic	Arms per rotor	Rotor unit tyres
TOP 342	11.15' / 3.40 m		10	16 x 6.5-8
TOP 382	12.47' / 3.80 m		11	16 x 6.5-8
TOP 422	13.78' / 4.20 m		12	16 x 6.5-8
TOP 462	15.09' / 4.60 m		12	16 x 6.5-8
TOP 421 A TOPTECH PLUS	13.78' / 4.20 m		12	18.5 x 8.5-8
TOP 461 A TOPTECH PLUS	15.09' / 4.60 m		12	18.5 x 8.5-8

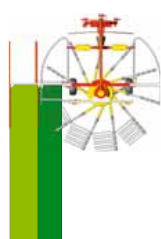
Twin rotor rakes with side swath placement

TOP 611 A TOPTECH PLUS	11.15' -20.34' / 3.40 m – 6.20 m	11.15' -2 0.34' / 3.40 m – 6.20 m	12	18.5 x 8.5-8
TOP 691 A TOPTECH PLUS	13.78' – 22.64' / 4.20 m – 6.90 m	13.78' – 22.64' / 4.20 m – 6.90 m	12	18.5 x 8.5-8
TOP 662	21.49' / 6.55 m	21.49' /23.95' / 6.55 m / 7.30 m	12	16 x 6.5-8
TOP 722	22.31' / 6.80 m	22.31' / 24.93' / 6.80 m / 7.60 m	13	16 x 6.5-8
TOP 812	24.93' / 7.60 m	–	13	16 x 6.5-8

Twin rotor rakes with central swath placement

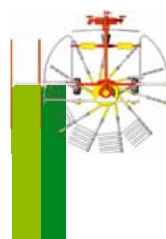
TOP 612	19.36' / 5.90 m	–	11	16 x 6.5-8
TOP 612 C	19.36' / 5.90 m	–	11	16 x 6.5-8
TOP 702 C	21.16' – 22.47' / 6.45 m – 6.85 m	20.51' – 22.64' / 6.25 m – 6.90 m	11	16 x 6.5-8
TOP 762 C CLASSIC	21.16' / 6.85 m	–	11	16 x 6.5-8
TOP 762 C	22.64' – 24.28' / 6.90 m – 7.40 m	22.15' – 24.60' / 6.75 m – 7.50 m	13	16 x 6.5-8
TOP 842 C	25.26' – 27.56' / 7.70 m – 8.40 m	25.26' – 27.56' / 7.70 m – 8.40 m	13	16 x 6.5-8

TOP 342



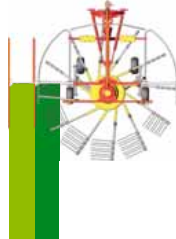
Swath width
1.48' – 5.41'
0,45 m – 1,65 m

TOP 382



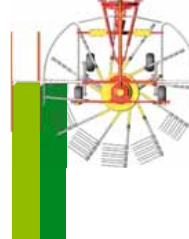
Swath width
1.97' – 5.41'
0,60 m – 1,65 m

TOP 422



Swath width
1.97' – 5.41'
0,60 m – 1,65 m

TOP 462



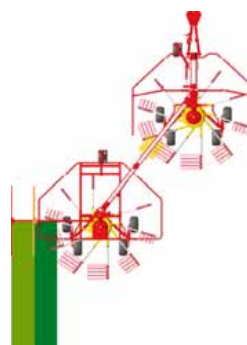
Swath width
1.97' – 5.41'
0,60 m – 1,65 m

TOP 612 / TOP 612 C



Swath width
3.28' / 1,0 m

TOP 611 A TOPTECH PLUS
TOP 691 A TOPTECH PLUS



Swath width
1.97' – 6.23'
0,6 – 1,9 m

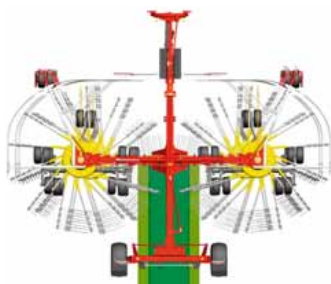
TOP 611 A TOPTECH PLUS
TOP 691 A TOPTECH PLUS



Swath width
1.96' – 6.23'
0,60 m – 1,9 m

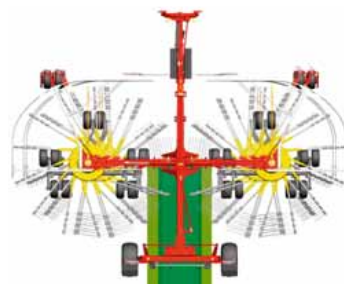
Tyres Transport chassis	Transport width	Transport length	Transport / Parking height	Weight
–	6.40' / 1.95 m			1135 lbs / 515 kg
–	6.40' / 1.95 m			1179 lbs / 535 kg
–	7.51' / 2.29 m			1609 lbs / 730 kg
–	7.51' / 2.29 m			1686 lbs / 765 kg
–	7.74' / 2.36 m			1653 lbs / 750 kg
–	7.74' / 2.36 m			1841 lbs / 835 kg
–	6.89' / 2.10 m	23.29' / 7.10 m	–	3726 lbs / 1690 kg
–	7.87' / 2.40 m	25.26' / 7.70 m	–	3814 lbs / 1730 kg
260/70-15.3	8.36' / 9.51' / 2.55 m / 2.90 m	26.57' / 8.10 m	13.09' / 11.81' / 3.99 m / 3.60 m	4387 lbs / 1990 kg
340/55-16	8.36' / 9.51' / 2.55 m / 2.90 m	29.19' / 8.90 m	13.09' / 11.81' / 3.99 m / 3.60 m	5489 lbs / 2490 kg
340/55-16	9.51' / 2.90 m	31.82' / 9.70 m	13.09' / 11.81' / 3.99 m / 3.60 m	6195 lbs / 2810 kg
–	8.85' / 2.70 m	10.27' / 3.13 m	11.15' / 8.86' / 3.40 m / 2.70 m	2227 lbs / 1010 kg
260/70-15.3	8.37' / 2.55 m	16.90' / 5.15 m	11.55' / 9.58' / 3.52 m / 2.92 m	3241 lbs / 1470 kg
260/70-15.3	8.37' / 9.51' / 2.55 m / 2.90 m	19.13' / 5.83 m	12.47' / 10.83' / 3.80 m / 3.30 m	3407 lbs / 1680 kg
260/70-15.3	8.37' / 9.51' / 2.55 m / 2.90 m	19.13' / 5.83 m	13.09' / 11.48' / 3.99 m / 3.50 m	3968 lbs / 1800 kg
260/70-15.3	8.37' / 9.51' / 2.55 m / 2.90 m	19.13' / 5.83 m	13.09' / 11.48' / 3.99 m / 3.50 m	4277 lbs / 1940 kg
340/55-16	9.51' / 2.90 m	21.33' / 6.50 m	13.09' / 11.48' / 3.99 m / 3.50 m	5687 lbs / 2580 kg

TOP 702 C



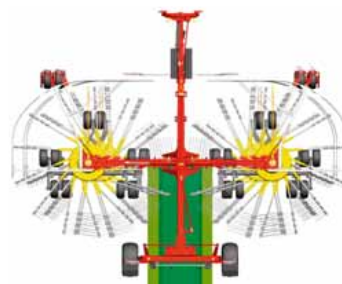
Swath width
3.61' – 5.91'
1,1 m – 1,8 m

TOP 762 C CLASSIC / TOP 762 C



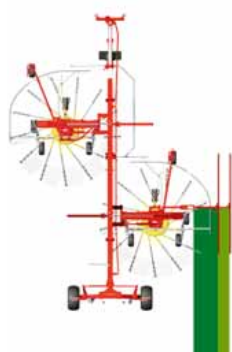
Swath width
3.61' – 6.56'
1,1 m – 2,0 m

TOP 842 C



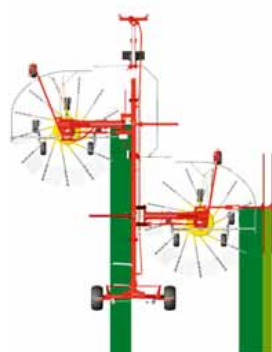
Swath width
4.27' – 7.23'
1,3 m – 2,2 m

TOP 662 / TOP 722



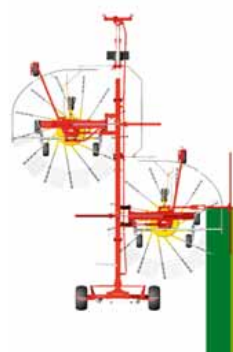
Swath width
3.28' – 5.91'
1,0 – 1,8 m

TOP 662 / TOP 722
2-swath function



Swath width
3.28' / 1,0 m

TOP 812



Swath width
3.28' – 5.91'
1,0 – 1,8 m

Equipment




Single-rotor rake	Damping bars	MULTITAST wheel 16 x 6,50-8	Tandem axles
TOP 342	<input type="checkbox"/>	<input type="checkbox"/>	<input type="checkbox"/>
TOP 382	<input type="checkbox"/>	<input type="checkbox"/>	<input type="checkbox"/>
TOP 422	<input checked="" type="checkbox"/>	<input type="checkbox"/>	<input checked="" type="checkbox"/>
TOP 462	<input checked="" type="checkbox"/>	<input type="checkbox"/>	<input checked="" type="checkbox"/>
TOP 421 A TOPTECH PLUS	-	<input type="checkbox"/>	<input checked="" type="checkbox"/>
TOP 461 A TOPTECH PLUS	-	<input type="checkbox"/>	<input checked="" type="checkbox"/>



Twin rotor rakes	Individual lift capability for rotors	Hydraulic Working width adjustment	Tandem axles	MULTITAST wheels 16 x 6.50-8
TOP 612	-	-	<input type="checkbox"/>	<input type="checkbox"/>
TOP 612 C	<input type="checkbox"/>	-	<input type="checkbox"/>	<input type="checkbox"/>
TOP 702 C	<input type="checkbox"/>	<input type="checkbox"/>	<input type="checkbox"/>	<input type="checkbox"/>
TOP 762 C CLASSIC	<input type="checkbox"/>	-	<input type="checkbox"/>	<input type="checkbox"/>
TOP 762 C	<input type="checkbox"/>	<input type="checkbox"/>	<input checked="" type="checkbox"/>	<input type="checkbox"/>
TOP 842 C	<input type="checkbox"/>	-	<input type="checkbox"/>	<input type="checkbox"/>
TOP 662	<input type="checkbox"/>	-	<input type="checkbox"/>	<input type="checkbox"/>
TOP 722	<input type="checkbox"/>	<input type="checkbox"/>	<input checked="" type="checkbox"/>	<input type="checkbox"/>
TOP 812	<input type="checkbox"/>	-	<input checked="" type="checkbox"/>	<input type="checkbox"/>

■ = Standard, □ = Optional





**Hydraulic swath
curtain lifting**

-
-
-
-
-
-
-

Swath curtain	Tyres 340/55-16 / 380/55-17 Flotation+	Tyres 15/55-17 AS
<input type="checkbox"/>	<input type="checkbox"/>	<input type="checkbox"/>
<input type="checkbox"/>	<input type="checkbox"/>	<input type="checkbox"/>
<input type="checkbox"/>	<input type="checkbox"/>	<input type="checkbox"/>
<input type="checkbox"/>	<input type="checkbox"/>	<input type="checkbox"/>
<input type="checkbox"/>	<input type="checkbox"/>	<input type="checkbox"/>
<input checked="" type="checkbox"/>	<input type="checkbox"/>	<input type="checkbox"/>
<input checked="" type="checkbox"/>	<input type="checkbox"/>	<input type="checkbox"/>
<input checked="" type="checkbox"/>	<input checked="" type="checkbox"/>	<input type="checkbox"/>
<input checked="" type="checkbox"/>	<input checked="" type="checkbox"/>	<input type="checkbox"/>





Your machine goes online.

All the information on your machine
easily – anytime – anywhere

Simply scan the QR code on the **data plate** with your smartphone or tablet or enter your machine number at www.poettinger.at/poetpro. You will immediately receive all the information on your machine.

- Operating instructions
- Optional equipment information
- Brochures
- Photos and videos



PÖTTINGER Spare parts service

- Worldwide network of sales and service partners.
- Decades of spare and wear parts availability.
- Original PÖTTINGER parts can be ordered online around the clock.

PÖTTINGER Landtechnik GmbH

Industriegelände 1
4710 Grieskirchen
Austria
Phone +43 7248 600-0
Fax +43 7248 600-2513
info@poettinger.at
www.poettinger.at

POETTINGER US, Inc.

393 Pilot Drive
Valparaiso, IN 46383
USA
Phone +1 219 510-5534
Fax + 1 219 707-5412
sales.us@poettinger.us
www.poettinger.us

Importer for New Zealand:

Origin Agroup
PO Box 673, 57 Hautapu Road
Cambridge
New Zealand
Phone +64 7 823 7582
info@originagroup.co.nz
www.originagroup.co.nz

Alois PÖTTINGER UK Ltd.

15 St Marks Road, Corby
Northamptonshire,
NN18 8AN
United Kingdom
Phone + 44 1536 272 220
info.uk@pottingeruk.co.uk
www.pottingeruk.co.uk

POETTINGER Australia PTY LTD

15 Fordson Road
Campbellfield, VIC 3061
Australia
Phone +61 3 9359 2969
sales.au@poettinger.com.au
www.poettinger.com.au

Importer for South Africa:

VALTRAC
Cnr. Water & Buiten Street
9585 Parys
South Africa
Phone +27 56 817 7338 7308
wynn@valtrac.co.za
www.valtrac.co.za

POETTINGER Canada Inc.

650, Route 112
St-Cesaire, PQ J0L 1T0
Canada
Phone +1 450 469 5594
Fax +1 866 417 1683
sales.canada@poettinger.ca
www.poettinger.ca

POETTINGER Ireland Ltd.

Industrial Estate
Cashel Rd., Clonmel, Co. Tipperary
Ireland
Phone +353 52 6125766
info.ie@poettinger.at
www.poettinger.ie

